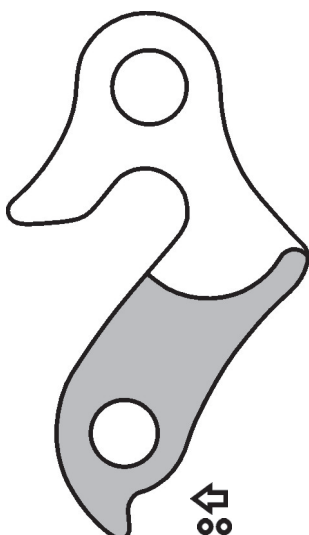




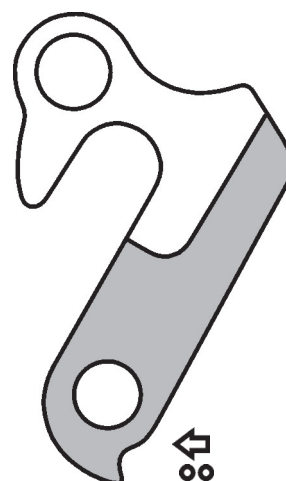
CNC Art.-Nr. 280020
Guss Art.-Nr. 080020
Argon 18, Bianchi, Cube, Intec



CNC Art.-Nr. 280108
Guss Art.-Nr. 080026
Corratec



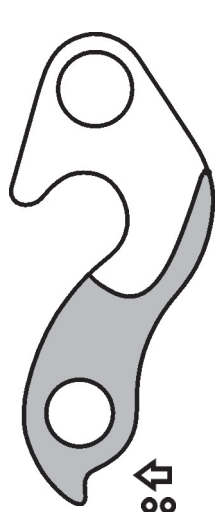
CNC Art.-Nr. 280157



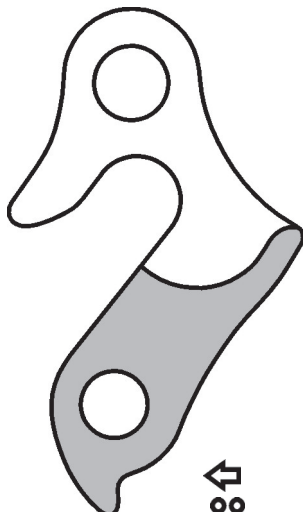
CNC Art.-Nr. 280069
Colnago, Giant, Kona, Evoke,
Bianchi



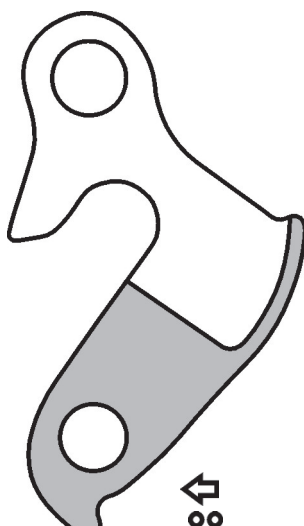
CNC Art.-Nr. 280027
Guss Art.-Nr. 080027
BMC, Ghost, Scott



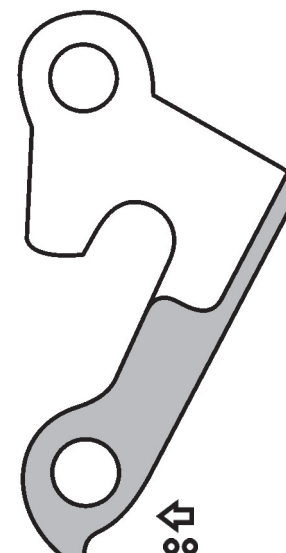
CNC Art.-Nr. 280062
Guss Art.-Nr. 080036
Specialized



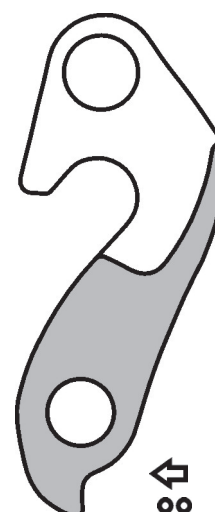
CNC Art.-Nr. 280026
Bergamont, Corratec, Schwinn




CNC Art.-Nr. 280047
Guss Art.-Nr. 080022
Nishiki, Raleigh, Univega



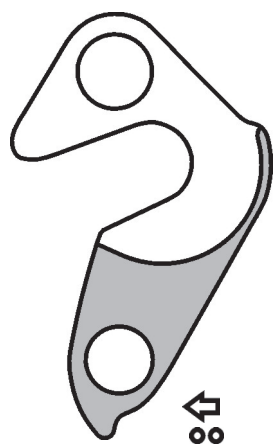
CNC Art.-Nr. 280149



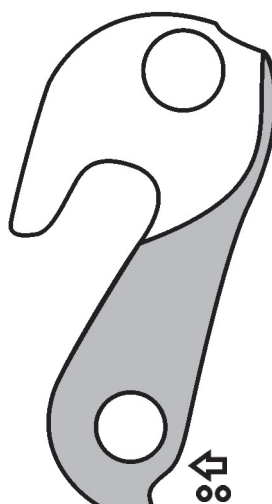
CNC Art.-Nr. 280162



CNC Art.-Nr. 280029
Guss Art.-Nr. 080021
Kona, Merida, Norco




CNC Art.-Nr. 280040
BMC, Cube, Mongoose



CNC Art.-Nr. 280130



CNC Art.-Nr. 280030
Bianchi, Cube, Focus



CNC Art.-Nr. 280065
Cannondale